

## DISASTER HISTORY

Significant Data on Major Disasters Worldwide,

1900 - Present

Prepared for the  
Office of U.S. Foreign Disaster Assistance  
Agency for International Development  
Washington, D.C. 20523

by

Labat-Anderson Incorporated  
Arlington, Virginia 22201  
Under Contract AID/PDC-0000-C-00-8153

## INTRODUCTION

The OFDA Disaster History provides information on major disasters which have occurred around the world since 1900. Information is more complete on events since 1964 – the year the Office of Foreign Disaster Assistance was created – and includes details on all disasters to which the Office responded with assistance. No records are kept on disasters which occurred within the United States and its territories.\*

All OFDA 'declared' disasters are included – i.e., all those in which the Chief of the U.S. Diplomatic Mission in an affected country determined that a disaster existed which warranted U.S. government response. OFDA is charged with responsibility for coordinating all USG foreign disaster relief.

Significant 'non-declared' disasters are also included in the History based on the following criteria:

- Earthquake and volcano disasters are included if the number of people killed is at least six, or the total number killed and injured is 25 or more, or at least 1,000 people are affected, or damage is \$1 million or more.
- Weather disasters except drought (flood, storm, cyclone, typhoon, landslide, heat wave, cold wave, etc.) are included if the number of people killed and injured totals at least 50, or 1,000 or more are homeless or affected, or damage is at least \$1 million.
- Drought disasters are included if the number affected is substantial.
- Accidents (fire, plane crash, train wreck, etc.) are included if the number of people killed and injured is at least 100, or damage is estimated at \$1 million or more.
- Civil strife disasters are not included unless the U.S. government provided relief assistance.

Exceptions to the above have been made in the case of small island countries. Disasters affecting such countries may be included even if the extent of damage is not known because of the relatively greater impact of disasters on small island economies.

In all disasters, the number of people killed and the number affected are recorded as exclusive categories.

The various field headings and acronyms used in this report are explained below.

DISNO (Disaster Number): The first two digits of the DISNO indicate the fiscal year in which the event occurred; the last three digits are sequence numbers within the fiscal year. Numbers 001 through 100 are assigned to declared disasters and numbers 101 through 999 to undeclared disasters.

\* Consult the Federal Emergency Management Agency for information concerning U.S. disasters.

STR DT, DECL DT (Strike Date, Declaration Date): The format is Year/Month/Day, e.g., July 4, 1984, would be 84/07/04. The STR DT is the date on which the event began; the DECL DT is the date on which the U.S. Ambassador determined that a disaster had occurred, triggering OFDA response. Absence of a STRIKE DAY or STRIKE MONTH/DAY indicates that the exact beginning date of the disaster is unknown. A declaration date has been supplied for some of the earlier declared disasters if the determination date was not recorded.

REG (Region): ALL - WORLDWIDE; NA - NORTH AMERICA; CA - CENTRAL AMERICA; CARB - CARIBBEAN; SA - SOUTH AMERICA; PAC - PACIFIC; ASIA - ASIA; NE - NEAR EAST; AFR - AFRICA; EUR - EUROPE.

TY (Disaster Type): AC - ACCIDENT; AV - AVALANCHE; CS - CIVIL STRIFE; CW - COLD WAVE; CY - CYCLONE; DP - DISPLACED PERSONS; DR - DROUGHT; EQ - EARTHQUAKE; EM - EMERGENCY; EP - EPIDEMIC; EX - EXPELLEES; FA - FAMINE; FI - FIRE; FL - FLOOD; FS - FOOD SHORTAGE; HW - HEAT WAVE; HU - HURRICANE; IN - INFESTATION; LS - LANDSLIDE; PS - POWER SHORTAGE; RE - REFUGEES; ST - STORM; TS - TSUNAMI; TY - TYPHOON; UP - UNUSUAL PHENOMENON; VO - VOLCANO.

KILLED, AFFECTED, HOMELESS, K \$ DAMAGE (thousands of dollars): Figures may be preliminary for recent disasters, and zeros in these columns may simply indicate no reliable estimate was available. Amounts for K \$ DAMAGE are not indexed or adjusted for inflation.

Corrections or additions to information in this report are welcomed and should be sent to OFDA, Agency for International Development, Room 1262A, NS, Washington, D.C. 20523, U.S.A.

## NOTES

### Disaster Types

AC accident	FL flood
CS civil strife	FS food shortage
CW cold wave	HU hurricane
CY cyclone	HW heat wave
DP displaced persons	IN infestation
DR drought	LS landslide
EM emergency	PS power shortage
EP epidemic	RE refugees
EQ earthquake	ST storm
EX expellees	TS tsunami
FI fire	UP unusual phenomenon
	VO volcano

### Regions

AFR	Africa
ASIA	Asia
CA	Central America
CARB	Caribbean
EUR	Europe
NA	North America
NE	Near East
PAC	Pacific
SA	South America

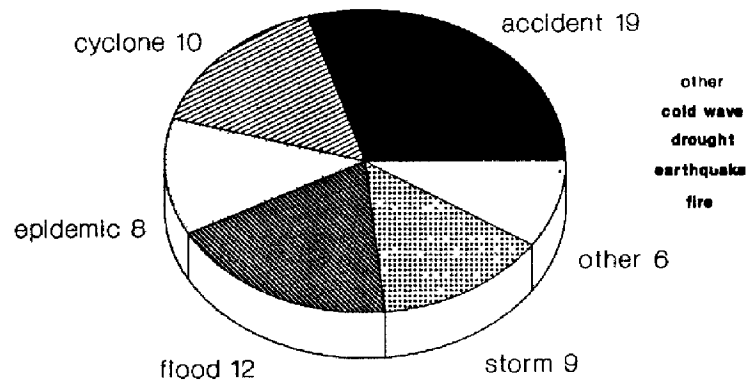
Disaster types and regions have been abbreviated for some graphs, using the following combinations:

<u>Disaster Types</u>	<u>Regions</u>
AU accident, unusual phenomenon	AFRE Africa, Europe
CE civil strife, emergency	ASP Asia, Near East, Pacific
CHT cyclone, hurricane, typhoon	LAC South America, Central America, Caribbean
DER displaced persons, expellees, refugees	
DF drought, food shortage, famine	
EP epidemic	
EQ earthquake	
EQT earthquake, tsunami	
FI fire	
FL flood	
HC heat wave, cold wave	
IN infestation	
LS landslide, avalanche	
PS power shortage	
ST storm	
VO volcano	

Disasters in Selected Countries  
Number of Records FY 1981-FY 1990

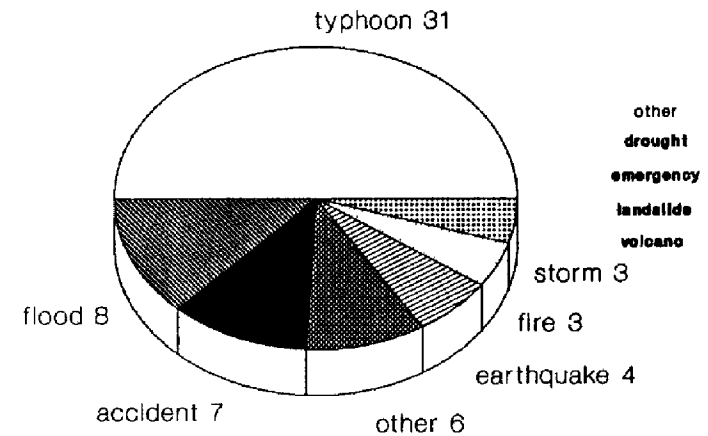
### Bangladesh Disasters

No. of Records (FY 81-90)



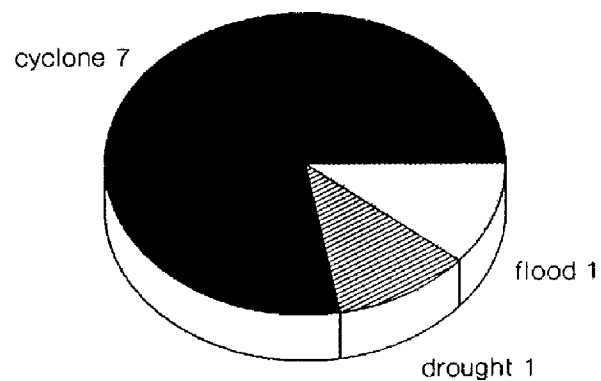
### Philippines Disasters

No. of Records (FY 81-90)



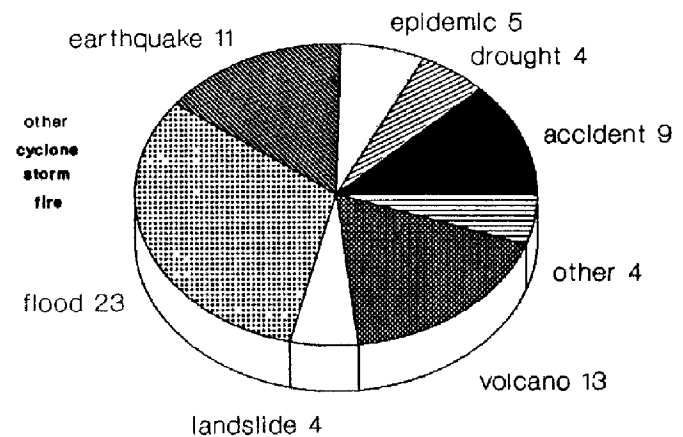
### Fiji Disasters

No. of Records (FY 81-90)



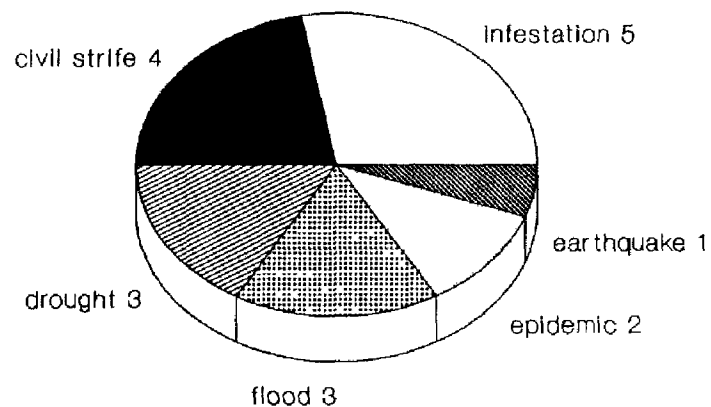
### Indonesia Disasters

No. of Records (FY 81-90)



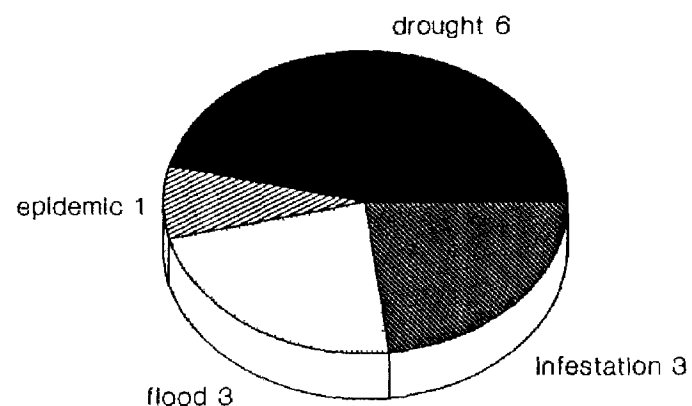
### Sudan Disasters

No. of Records (FY 81-90)



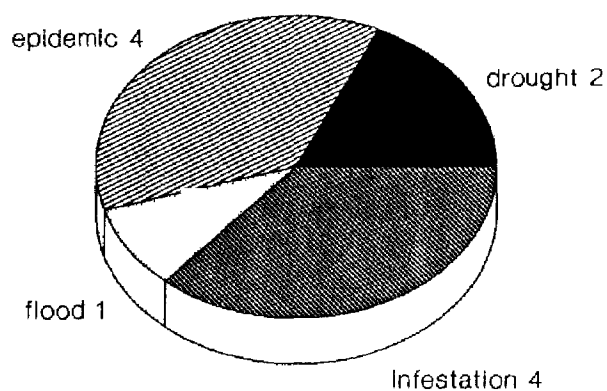
### Ethiopia Disasters

No. of Records (FY 81-90)



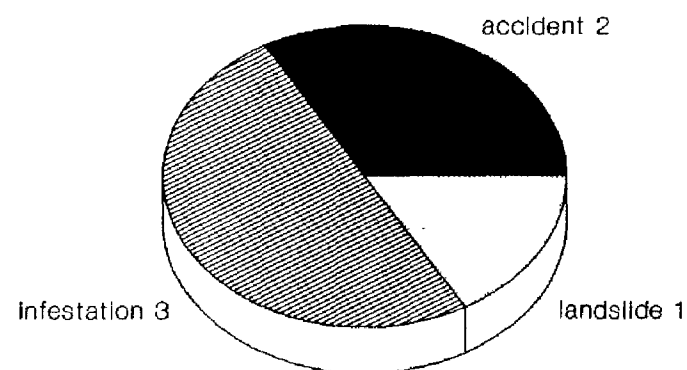
### Mali Disasters

No. of Records (FY 81-90)



### Morocco Disasters

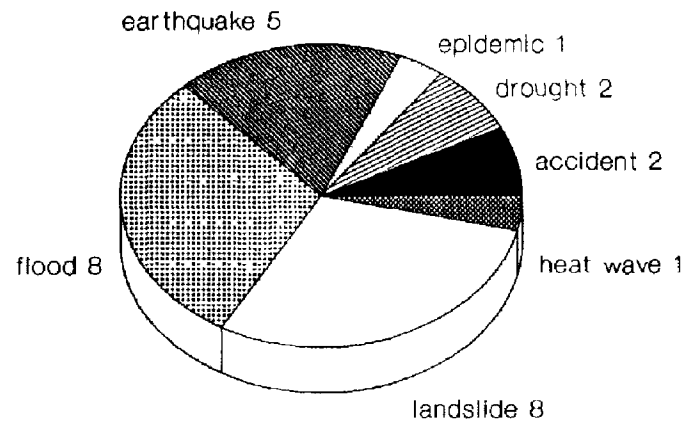
No. of Records (FY 81-90)





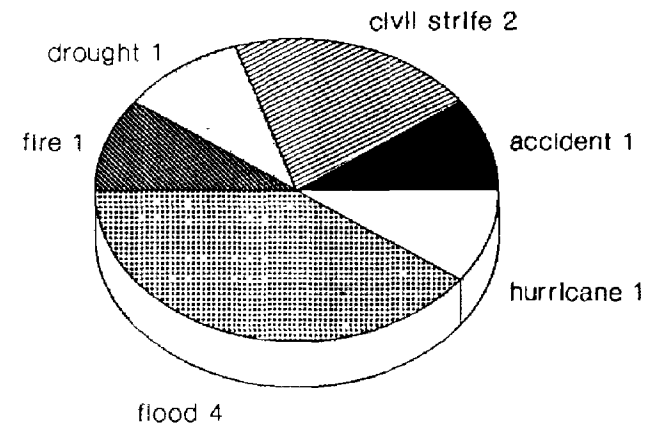
### Peru Disasters

No. of Records (FY 81-90)



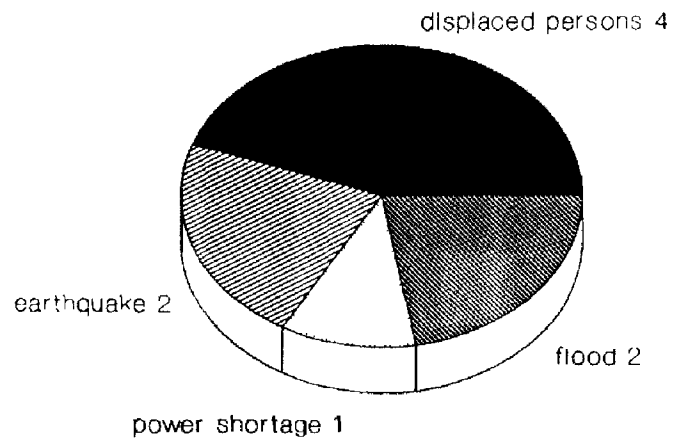
### Haiti Disasters

No. of Records (FY 81-90)



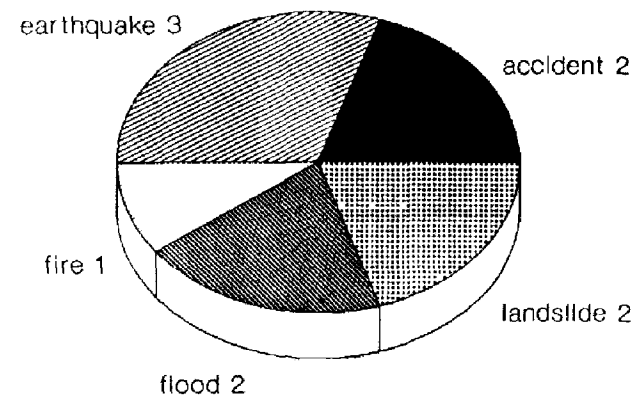
### El Salvador Disasters

No. of Records (FY 81-90)



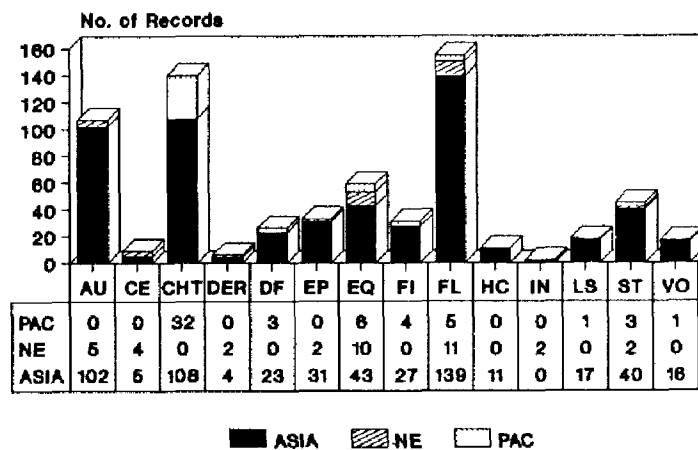
### Ecuador Disasters

No. of Records (FY 81-90)

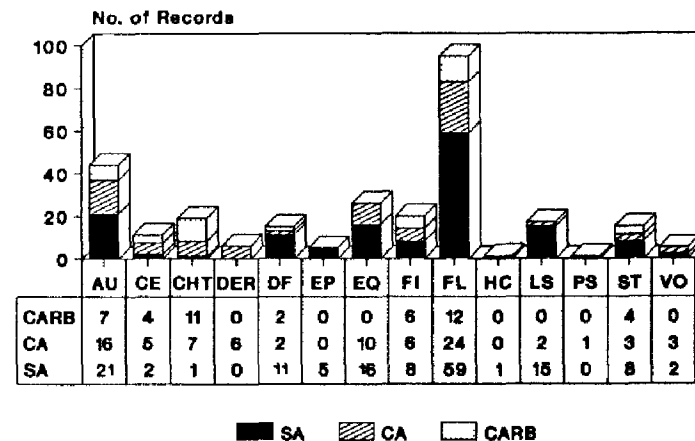


## Disasters By Type and Region

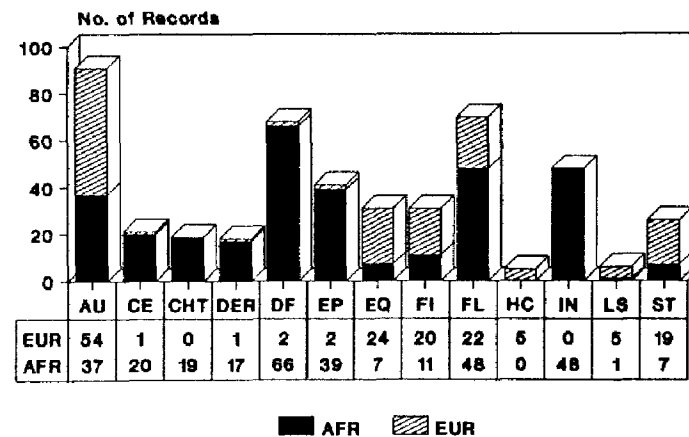
### DISASTERS BY TYPE (FY 81-90) Asia, Near East, South Pacific



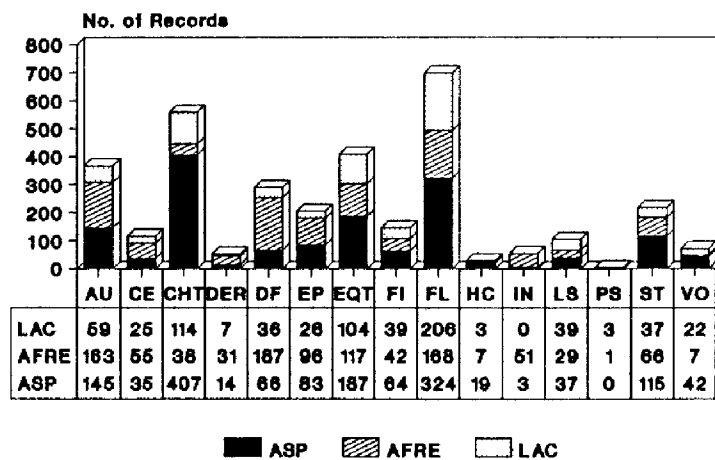
### DISASTERS BY TYPE (FY 81-90) So. America, Cent. America, Caribbean



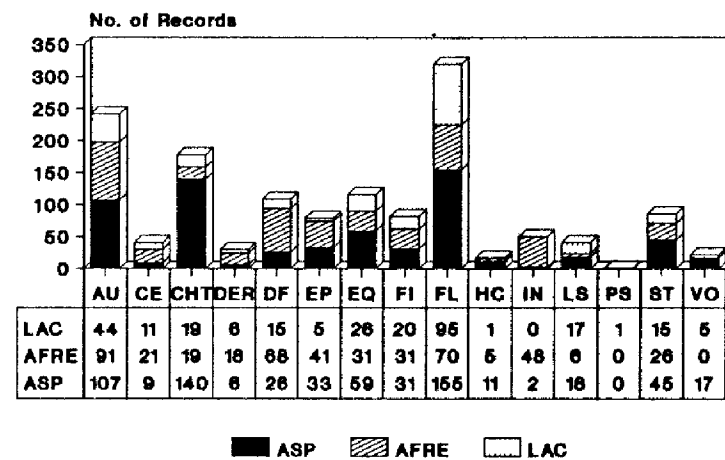
### DISASTERS BY TYPE (FY 81-90) Africa, Europe



## DISASTERS BY TYPE AND REGION 1900-FY 1990



## DISASTERS BY TYPE AND REGION FY 81-90



## Country Reports of Major Disasters

OFFICE OF U.S. FOREIGN DISASTER ASSISTANCE  
DISASTER HISTORY REPORT  
Country: AFGHANISTAN

DISNO	STR DT	DECL DT	REG	COUNTRY	TY	KILLED	AFFECTED	HOMELESS	K\$ DAMAGE	COMMENTS
56102	54/06/10		ASIA	AFGHANISTAN	EQ	2,000	0	0	0	NORTH
64024	64/06/12	64/06/13	ASIA	AFGHANISTAN	AC	74	400	0	0	MINE EXPLOSION; TOWN OF KARKAR
70001	69	69/01/01	ASIA	AFGHANISTAN	DR	0	48,000	0	200	PROVINCE OF PAKTIA
72005	71	71/08/07	ASIA	AFGHANISTAN	DR	0	120,000	0	30,000	CENTRAL, N.W., N.E.
72104	72/01		ASIA	AFGHANISTAN	FL	150	250,000	0	0	WEST
72112	71/07/28		ASIA	AFGHANISTAN	LS	100	0	0	0	KHINJAN PASS
73112	73		ASIA	AFGHANISTAN	DR	0	600,000	0	0	WEST NORTHWEST
76021	76/04	76/04/12	ASIA	AFGHANISTAN	FL	51	80,000	80,000	0	HERAT, FARAH, KANDAHAR
76119	76/03/19		ASIA	AFGHANISTAN	EQ	49	0	0	0	HINDU KUSH
78023	78/07	78/07/16	ASIA	AFGHANISTAN	FL	120	264,044	7,500	52,000	C. E., & PAK. BORDER; 140 INJ.
80101	80/03		ASIA	AFGHANISTAN	FL	0	0	30,000	0	3 SOUTHERN PROVINCES
83115	82/12		ASIA	AFGHANISTAN	EQ	500	35,000	35,000	0	HINDU KUSH; 3,000 INJ.
84130	83/12/31		ASIA	AFGHANISTAN	EQ	12	27,440	0	3,000	PAK./AFGHAN. BORDER; 483 INJ.
85176	85/07		ASIA	AFGHANISTAN	EQ	5	0	12,000	2,000	CHITRAL/HINDU KUSH AREA; COMMUNICATIONS DISRUPTED
88186	88/06		ASIA	AFGHANISTAN	FL	0	0	0	260,000	BADAKHSHAN/HERAT/JOUZJAN; ALSO KABUL & OTHER CITIES; MANY KILLED & INJURED, EXTENSIVE DAMAGE TO CROPS, HOUSES, ROADS, BRIDGES, IRRIGATION CANALS
91022	91/02/01	91/02/21	ASIA	AFGHANISTAN	EQ	545	90,000	0	0	EARTHQUAKE IN REMOTE AREAS N. & S. OF HINDU KUSH & FLOODS IN SW. PROVS. CAUSED HEAVY DAMAGE TO HOMES, CROPS, AND INFRASTRUCTURE; FIGS. FOR BOTH DISASTERS
91136	91/05		ASIA	AFGHANISTAN	FL	0	0	1,000	0	JAWZJAN PROV.; ESTIMATED 6,000 HOUSES FLOODED
** Totals						3,606	1,514,884	165,500	347,200	17 record(s).

OFFICE OF U.S. FOREIGN DISASTER ASSISTANCE  
DISASTER HISTORY REPORT  
Country: AFRICA

DISNO	STR DT	DECL DT	REG	COUNTRY	TY	KILLED	AFFECTED	HOMELESS	K\$ DAMAGE	COMMENTS
24104	23/12/21		AFR	AFRICA	AC	50	0	0	0	DIRIGIBLE VANISHED; MED. OFF N. AFRICA
43105	43		AFR	AFRICA	DR	35,000	0	0	0	C. AFRICA DROUGHT; RWANDA, BURUNDI
66107	66/01/03		AFR	AFRICA	FL	37	150,000	150,000	0	FLASH FLOODS; MOZMBQ.. ZIMBABWE, S. AFRICA
70103	69/10		AFR	AFRICA	EP	10,200	80,500	0	0	YELLOW FEVER; WEST AFRICA/11 COUNTRIES
74101	74		AFR	AFRICA	DR	0	0	0	0	SAHEL-GENERAL; CENTRAL WEST AFRICA
75134	75		AFR	AFRICA	DR	0	0	0	471,000	CONTINUATION OF SAHEL DROUGHT; SEE FY 73
77101	77/02		AFR	AFRICA	CY	60	430,000	430,000	34,000	CYCLONE EMILIE; S.E. COAST AFRICA
79008	78	78/11/01	AFR	AFRICA	DP	0	0	0	0	
80118	80		AFR	AFRICA	DR	0	10,000,000	0	0	6 COUNTRIES
81107	80		AFR	AFRICA	DR	0	0	0	0	SAHEL DROUGHT; 6 COUNTRIES
81108	80		AFR	AFRICA	DR	0	0	0	0	EAST AFRICA/5 COUNTRIES
83101	80		AFR	AFRICA	DR	0	0	0	0	MUCH OF CONTINENT
** Totals						45,347	10,660,500	580,000	505,000	12 record(s).

OFFICE OF U.S. FOREIGN DISASTER ASSISTANCE  
DISASTER HISTORY REPORT  
Country: ALBANIA

DISNO	STR DT	DECL DT	REG	COUNTRY	TY	KILLED	AFFECTED	HOMELESS	K\$ DAMAGE	COMMENTS
68101	67/11/30		EUR	ALBANIA	EQ	11	0	0	0	ALBANIA-YUGO. BORDER, SHUPENZE; 134 INJ.
79101	79/04/15		EUR	ALBANIA	EQ	35	0	0	0	350 INJ.
91034	91	91/03/29	EUR	ALBANIA	FS	0	3,500,000	0	0	3-YEAR DROUGHT & DISRUPTION OF MEDICAL SERVICES JEOPARDIZED HEALTH OF 3.5 MIL. POPULATION
** Totals						46	3,500,000	0	0	3 record(s).



OFFICE OF U.S. FOREIGN DISASTER ASSISTANCE  
DISASTER HISTORY REPORT  
Country: ALGERIA

DISNO	STR DT	DECL DT	REG	COUNTRY	TY	KILLED	AFFECTED	HOMELESS	K\$ DAMAGE	COMMENTS
28111	27/11		AFR	ALGERIA	FL	3,000	0	0	0	MOSTAGANEM
46103	46		AFR	ALGERIA	EQ	276	0	0	0	CONSTANTINE
54103	54/09/09		AFR	ALGERIA	EQ	1,600	0	0	0	ORLEANSVILLE
64111	63/12		AFR	ALGERIA	FL	0	45,400	45,400	0	SOUTHERN
65007	64/07/27	64/07/27	AFR	ALGERIA	AC	0	200	0	0	SHIP EXPLOSION; BONE; 200 INJ.
65028	65/01/01	65/01/01	AFR	ALGERIA	EQ	2	37,000	12,000	2,000	M'SILA & ENVIRONS; 350 INJ.
67026	66/10/06	66/10/18	AFR	ALGERIA	FL	57	20,000	15,900	10,000	WEST, AL-ASNAM; 12 INJ.
68104	67/11		AFR	ALGERIA	FL	20	30,000	30,000	3,000	AURES SAMURA CONSTANTINE
70021	69/09/28	69/10/07	AFR	ALGERIA	FL	76	200,000	0	10,000	ALGERIA-FLOODS; TUNISIA; 237 INJ.
73023	73/03	73/04/10	AFR	ALGERIA	FL	21	85,000	61,000	10,000	NORTHEAST, TLEMCEM
74017	74/03/31	74/04/12	AFR	ALGERIA	FL	11	20,000	0	30,000	G. KABYLIA & TLEMCEM
80102	79/12		AFR	ALGERIA	FL	0	30,000	0	0	WESTERN
81001	80/10/10	80/10/11	AFR	ALGERIA	EQ	2,633	478,948	443,000	5,200,000	EL ASNAM; 8,369 INJ.
82136	82/01/28		AFR	ALGERIA	AC	120	150	0	0	TRAIN DERAILMENT; ALGIERS; 150 INJ.
83107	82/11/10		AFR	ALGERIA	FL	37	8,500	0	0	TORRENTIAL RAINS; N. ALGERIA; 14 INJ.
83122	82/11/02		AFR	ALGERIA	AC	10	600	0	0	STADIUM COLLAPSE; ALGIERS; 600 INJ.
85114	84/11		AFR	ALGERIA	FL	30	0	1,470	0	WESTERN ALGERIA; PROLONGED RAINS; 24 MISSING
85136	85/01		AFR	ALGERIA	ST	26	15,000	15,000	0	EASTERN ALGERIA; SIX DAYS OF STORMS CAUSED SEVERE FLOODING
88008	87/10	87/12/29	AFR	ALGERIA	IN	0	0	0	0	TINDOUF/ADRAR; LOCUST INVASION
88022	88/02/28	88/03/27	AFR	ALGERIA	IN	0	0	0	0	SECOND LOCUST INVASION REACHED SAHARAN ATLAS MOUNTAINS
88044	88	88/08/16	AFR	ALGERIA	IN	0	0	0	0	LOCUST CONTROL PROGRAM
90008	89/10/29	89/11/16	AFR	ALGERIA	EQ	27	12,000	12,000	0	CHENOUA, WEST OF ALGIERS; EXTENSIVE DAMAGE TO HOMES, HIGHWAYS, AND BRIDGES; 162 INJ.
** Totals						7,946	982,798	635,770	5,265,000	22 record(s).

OFFICE OF U.S. FOREIGN DISASTER ASSISTANCE  
DISASTER HISTORY REPORT  
Country: ANGOLA

DISNO	STR DT	DECL DT	REG	COUNTRY	TY	KILLED	AFFECTED	HOMELESS	K\$ DAMAGE	COMMENTS
76003	75/07	75/07/14	AFR	ANGOLA	CS	10,000	310,000	0	0	INDEPENDENCE; NATIONWIDE ESP. COAST
81147	81		AFR	ANGOLA	CS	0	661,000	0	0	DISPLACED PERSONS; C. PLAT./3 S. PROVS.
84115	83/11/08		AFR	ANGOLA	AC	126	0	0	0	PLANE CRASH; LUBANGO AIRPORT
85134	85		AFR	ANGOLA	DR	0	500,000	0	0	FAMINE CAUSED BY DROUGHT AND CIVIL STRIFE
87194	87/06		AFR	ANGOLA	EP	59	673	0	0	LUANDA; CHOLERA
89046	89	89/07/31	AFR	ANGOLA	CS	527	778,430	0	0	NATIONWIDE; AFFECTED FIG. IS NO. DISPLACED BY WAR, DROUGHT, AND FLOODS; KILLED WERE CHOLERA VICTIMS WHO WERE DISPLACED PERSONS
89145	89/04		AFR	ANGOLA	FL	0	100,000	0	0	KWANZA PROV.; SEVERE RAINS CAUSED RIVERS TO OVERFLOW BANKS, DAMAGING FARM LANDS & PROPERTY
90003	89	89/10/13	AFR	ANGOLA	DP	10,000	1,900,000	0	0	NATIONWIDE; PERSONS DISPLACED BY CIVIL STRIFE, DROUGHT AND FLOODING
91003	89	90/10/02	AFR	ANGOLA	DR	0	1,900,000	0	0	THOUSANDS DISPLACED OR AT RISK OF STARVATION DUE TO PROLONGED CIVIL WAR AND DROUGHT
** Totals						20,712	6,150,103	0	0	9 record(s).

Tuesday, 1 October 1991 08:55

OFFICE OF U.S. FOREIGN DISASTER ASSISTANCE  
DISASTER HISTORY REPORT  
Country: ANGUILLA

page 6

DISNO	STR DT	DECL DT	REG	COUNTRY	TY	KILLED	AFFECTED	HOMELESS	K\$ DAMAGE	COMMENTS
55113	55/01/02		CARB	ANGUILLA	HU	0	0	0	0	HURRICANE ALICE
61118	60/09/05		CARB	ANGUILLA	HU	5	0	0	0	HURRICANE DONNA
** Totals						5	0	0	0	2 record(s).

OFFICE OF U.S. FOREIGN DISASTER ASSISTANCE  
DISASTER HISTORY REPORT  
Country: ANTIGUA

DISNO	STR DT	DECL DT	REG	COUNTRY	TY	KILLED	AFFECTED	HOMELESS	K\$ DAMAGE	COMMENTS
51108	50/09/01		CARB	ANTIGUA	HU	2	0	0	1,000	HURRICANE DOG
61116	60/09/04		CARB	ANTIGUA	HU	2	0	0	0	HURRICANE DONNA
67107	66/09/26		CARB	ANTIGUA	HU	0	0	0	0	HURRICANE INEZ
84030	83/11	84/04/13	CARB	ANTIGUA	DR	0	75,000	0	0	EXTENSIVE DAMAGE TO AGRICULTURAL SECTOR; POTENTIAL THREAT TO HEALTH & ECONOMY
** Totals						4	75,000	0	1,000	4 record(s).

OFFICE OF U.S. FOREIGN DISASTER ASSISTANCE  
DISASTER HISTORY REPORT  
Country: ARGENTINA

DISNO	STR DT	DECL DT	REG	COUNTRY	TY	KILLED	AFFECTED	HOMELESS	K\$ DAMAGE	COMMENTS
44101	44/01/15		SA	ARGENTINA	EQ	5,000	0	0	0	SAN JUAN
66027	66/02/28	66/02	SA	ARGENTINA	FL	62	120,000	120,000	30,000	N.W., PARANA & PARAGUAY RIVERS
66122	65/08/16		SA	ARGENTINA	LS	45	0	0	0	MENDOZA, LAS CUEVAS
68008	67/10/10	67/10/17	SA	ARGENTINA	FL	56	142,000	70,000	3,000	BUENOS AIRES SUBURBS
70113	70/01/04		SA	ARGENTINA	FL	36	0	0	25,000	MENDOZA
72102	72/01/04		SA	ARGENTINA	HW	100	0	0	0	BUENOS AIRES
73108	73/01/01		SA	ARGENTINA	ST	60	0	0	0	TORNADO; SAN JUSTO; 300 INJ.
74105	74/02		SA	ARGENTINA	ST	100	100,000	0	0	SANTIAGO DEL ESTERO
75109	75/03/13		SA	ARGENTINA	ST	20	0	0	0	RAINSTORM; NEQUEN PROVINCE
77103	77/01		SA	ARGENTINA	FL	0	2,500	0	0	PARANA RIVER; N.E., CENTRAL
78101	78/02/26		SA	ARGENTINA	AC	53	100	0	0	TRUCK-TRAIN COLLISION; SANTA FE; 100 INJ.
78102	77/11/23		SA	ARGENTINA	EQ	70	0	0	0	SAN JUAN PROVINCE(W); 100 INJ.
78103	78/01		SA	ARGENTINA	FL	0	1,600	0	0	CENTRAL, NORTHERN
79102	79/05		SA	ARGENTINA	FL	0	20,000	0	0	FORMOSA & MISIONES
79103	78/10/30		SA	ARGENTINA	ST	5	0	0	0	CORDOBA; 100 INJ.
80103	80/03/15		SA	ARGENTINA	FL	10	4,000	0	0	NORTHWESTERN
80104	80/05		SA	ARGENTINA	FL	31	36,000	0	0	BUENOS AIRES PROV.
81157	81/03/08		SA	ARGENTINA	AC	45	120	0	0	TRAIN DERAILMENT; CORONEL BRANDSEN; 120 INJ.
83031	83/05	83/06/07	SA	ARGENTINA	FL	0	5,580,000	250,000	1,000,000	NORTHEAST ARGENTINA
84134	84/01		SA	ARGENTINA	FL	30	12,000	0	0	HEAVY RAINS; NE./NW. PROVS.; 10 KILLED, 14 INJ. IN LANDSLIDE IN MARCH
85019	85/01/26	85/01/31	SA	ARGENTINA	EQ	6	45,000	45,000	0	MENDOZA PROV.; 238 INJ.
85160	85/04/26		SA	ARGENTINA	FI	79	247	0	0	BUENOS AIRES; PSYCHIATRIC HOSPITAL FIRE; 247 INJ.
85163	85/05/30		SA	ARGENTINA	ST	15	100,000	0	0	BUENOS AIRES; HEAVY RAINFALL; 100,000 EVACUATED
86005	85/10	85/11/19	SA	ARGENTINA	FL	12	150,000	56,000	1,300,000	BUENOS AIRES PROV.; OVER 6 MILLION HA OF FARMLAND UNDER WATER; DAMAGE FIGURE FOR AGRICULTURE ONLY
86141	86/03		SA	ARGENTINA	FL	3	144,000	60,000	0	NORTHERN STATES; HEAVY AND CONTINUOUS RAINS; SEVERE CROP AND LIVESTOCK LOSSES; AT LEAST 60,000 HOMELESS
87009	87/01	87/01/30	SA	ARGENTINA	FI	0	152,000	750	100,000	SOUTHERN PROVS. OF CHUBUT, RIO NEGRO, AND NEUQUEN; FIRES THROUGH MID-MARCH DESTROYED THOUSANDS OF HA OF TIMBER; 2 INJ.
87019	86/12	87/02/23	SA	ARGENTINA	ST	1	1,000	0	0	LA RIOJA PROV.; TORNADOES; CONSIDERABLE DAMAGE TO HOMES, PROPERTY AND LIVESTOCK
87138	87/04		SA	ARGENTINA	FL	0	12,000	0	0	NORTHWEST BUENOS AIRES PROV.; 4 MILLION HECTARES CULTIVATED LAND UNDER WATER; SOME CITIES NEARLY COVERED; 12,000 EVACUATED
88023	88/03/10	88/03/29	SA	ARGENTINA	FL	25	4,600,000	0	490,000	BUENOS AIRES PROV.: THREE WEEKS OF HEAVY RAIN CAUSED FLOODING THAT DAMAGED 200,000 HOMES AND DEVASTATED CROPS
89044	89/05	89/06/30	SA	ARGENTINA	EM	15	1,500,000	0	0	CORDOBA, SANTA FE, BUENOS AIRES; HIGH INFLATION REDUCED BUYING POWER OF ARGENTINES & LED TO RIOTING & LOOTING; 100 INJ.
** Totals						5,879	12,722,567	601,750	2,948,000	30 record(s).

OFFICE OF U.S. FOREIGN DISASTER ASSISTANCE  
DISASTER HISTORY REPORT  
Country: ASIA

DISNO	STR DT	DECL DT	REG	COUNTRY	TY	KILLED	AFFECTED	HOMELESS	K\$ DAMAGE	COMMENTS
45101	44/12/18		ASIA	ASIA	TY	800	0	0	0	SE ASIA TYPHOON; EAST ASIA/S. CHINA SEA
55105	55		ASIA	ASIA	FL	1,700	0	0	63,000	SOUTH ASIA/E. PAK. & INDIA
** Totals						2,500	0	0	63,000	2 record(s).

OFFICE OF U.S. FOREIGN DISASTER ASSISTANCE  
DISASTER HISTORY REPORT  
Country: AUSTRALIA

DISNO	STR DT	DECL DT	REG	COUNTRY	TY	KILLED	AFFECTED	HOMELESS	K\$ DAMAGE	COMMENTS
67040	67/02/07	67/02	PAC	AUSTRALIA	FI	61	3,000	3,000	20,000	BRUSHFIRES; HOBART (TASMANIA); 100 INJ.
67126	67		PAC	AUSTRALIA	DR	600	0	0	0	SOUTHEAST
69022	68/10/14	69/01/29	PAC	AUSTRALIA	EQ	0	3,874	400	2,600	PERTH & MECKERING; 16 INJ.
69028	68/11	69/04/03	PAC	AUSTRALIA	FI	12	1,000	800	1,000	BUSH FIRE; NEW SOUTH WALES
71105	71/02/09		PAC	AUSTRALIA	FL	27	0	0	20,000	SOUTH WALES, QUEENSLAND, VICT.
74012	73/12	74/01/30	PAC	AUSTRALIA	FL	12	11,000	1,000	71,000	'VERA' FLOODS; QUEENSLAND, NEW S. WALES
75017	74/12/25	74/12/26	PAC	AUSTRALIA	CY	65	45,000	0	800,000	CYCLONE 'TRACY'; DARWIN; 640 INJ.
77104	76/10		PAC	AUSTRALIA	FL	0	10,000	0	0	QUEANREYAN (NSW)
77105	77/01/19		PAC	AUSTRALIA	AC	80	91	0	0	TRAIN CRASH; SYDNEY; 91 INJ.
78104	78/04		PAC	AUSTRALIA	CY	5	100	0	1,000,000	STORM/BUSHFIRES; WESTERN
82172	82		PAC	AUSTRALIA	DR	0	0	0	6,000,000	3 STATES
83017	83/02/16	83/02/18	PAC	AUSTRALIA	FI	69	11,000	11,000	400,000	BUSH FIRE; S. AUSTRALIA/VICTORIA
85121	84/11/09		PAC	AUSTRALIA	FL	15	0	0	0	SYDNEY AREA; FLASH FLOODS; 21 MISSING; SEVERAL MILLION DOLLARS DAMAGE
85135	85/01		PAC	AUSTRALIA	FI	5	0	0	15,000	SOUTHEASTERN AUSTRALIA; BUSHFIRES; 100 INJ.; HEAVY PROPERTY & LIVESTOCK LOSSES
86133	86/02/01		PAC	AUSTRALIA	CY	1	0	0	70,000	NORTH QUEENSLAND; CYCLONE WINIFRED; HUNDREDS HOMELESS; MANY INJ.
90117	89/12/28		PAC	AUSTRALIA	EQ	12	0	0	1,200,000	SE AUSTRALIA/NEWCASTLE; SERIOUS DAMAGE TO HOMES, COMMERCIAL AND PUBLIC BLDGS; 165 INJ.; THOUSANDS AFFECTED
90120	90/01/03		PAC	AUSTRALIA	FI	0	0	0	0	NEW S. WALES, N. VICTORIA; BRUSH FIRES CONSUMED 50,000 HA; TENS OF THOUSANDS OF SHEEP AND OTHER LIVESTOCK KILLED
90138	90/04/13		PAC	AUSTRALIA	FL	6	6,000	0	0	E. AUSTRALIA, FROM S. QUEENSLAND TO CENT. NEW SOUTH WALES; TORRENTIAL RAINS BROUGHT WORST FLOODING IN MANY YEARS; MAJOR LOSSES OF SHEEP AND OTHER LIVESTOCK
91119	90/12/26		PAC	AUSTRALIA	CY	0	0	0	30,000	QUEENSLAND; CYCLONE JOY LASHED NORTH COAST; EXTENSIVE DAMAGE TO BANANA CROPS
** Totals						970	91,065	16,200	9,629,600	19 record(s).

OFFICE OF U.S. FOREIGN DISASTER ASSISTANCE  
DISASTER HISTORY REPORT  
Country: AUSTRIA

DISNO	STR DT	DECL DT	REG	COUNTRY	TY	KILLED	AFFECTED	HOMELESS	K\$ DAMAGE	COMMENTS
54106	54/01/12		EUR	AUSTRIA	LS	200	380	0	0	AVALANCHE; BLONS, LANGEN VALLEY
54107	54/01/11		EUR	AUSTRIA	LS	10	0	0	0	AVALANCHE; DALAAS
75114	75/04		EUR	AUSTRIA	LS	15	0	0	0	ALPS
** Totals						225	380	0	0	3 record(s).



OFFICE OF U.S. FOREIGN DISASTER ASSISTANCE  
DISASTER HISTORY REPORT  
Country: AZORES

DISNO	STR DT	DECL DT	REG	COUNTRY	TY	KILLED	AFFECTED	HOMELESS	K\$ DAMAGE	COMMENTS
64029	64/02/18	64/08/01	EUR	AZORES	EQ	0	1,000	1,000	0	SAO JORGE IS.
80011	80/01/01	80/01/01	EUR	AZORES	EQ	69	21,300	21,300	0	3 ISLANDS; 600 INJ.
89135	89/02/08		EUR	AZORES	AC	144	0	0	0	PLANE CRASHED INTO PICO ALTO MT. AS IT PREPARED FOR STOPOVER ON THE PORTUGUESE-HELD ISLAND
** Totals						213	22,300	22,300	0	3 record(s).

OFFICE OF U.S. FOREIGN DISASTER ASSISTANCE  
DISASTER HISTORY REPORT  
Country: BAHAMAS

DISNO	STR DT	DECL DT	REG	COUNTRY	TY	KILLED	AFFECTED	HOMELESS	K\$ DAMAGE	COMMENTS
27106	26/07/26		CARB	BAHAMAS	HU	0	0	0	0	NASSAU; MOST DEVASTATING IN RECENT YEARS
30104	29/09/26		CARB	BAHAMAS	HU	0	0	0	0	NASSAU; ENORMOUS DAMAGE; MANY LIVES LOST
36105	35/09/29		CARB	BAHAMAS	HU	14	0	0	0	BIMINI
46111	45/09/14		CARB	BAHAMAS	HU	22	0	0	0	
64108	63/10/08		CARB	BAHAMAS	HU	0	0	0	1,500	HURRICANE FLORA
66010	65/09/09	65/09	CARB	BAHAMAS	HU	0	1,200	0	700	HURRICANE BETSY; ELEUTHERA, ABACO & ANDR
66016	65/11/13	65/11/13	CARB	BAHAMAS	AC	90	450	0	0	SHIPWRECK; STIRRUP CAY, BERRY IS.; 50 INJ.
67108	66/10/03		CARB	BAHAMAS	HU	5	0	0	15,500	HURRICANE INEZ; NASSAU/BIMINI; 3 INJ.
85186	85/08		CARB	BAHAMAS	AC	100	0	0	0	AT LEAST 100 HAITIANS FEARED DROWNED AFTER REPORTEDLY BEING THROWN OVERBOARD BY SMUGGLERS
** Totals						231	1,650	0	17,700	9 record(s).

Tuesday, 1 October 1991 08:56

OFFICE OF U.S. FOREIGN DISASTER ASSISTANCE  
DISASTER HISTORY REPORT  
Country: BAHRAIN

page 14

DISNO	STR DT	DECL DT	REG	COUNTRY	TY	KILLED	AFFECTED	HOMELESS	K\$ DAMAGE	COMMENTS
78105	78/08		NE	BAHRAIN	EP	111	0	0	0	CHOLERA
** Totals						111	0	0	0	1 record(s).

OFFICE OF U.S. FOREIGN DISASTER ASSISTANCE  
DISASTER HISTORY REPORT  
Country: BANGLADESH

DISNO	STR DT	DECL DT	REG	COUNTRY	TY	KILLED	AFFECTED	HOMELESS	K\$ DAMAGE	COMMENTS
05102	04/11		ASIA	BANGLADESH	CY	0	0	0	0	0 CYCLONE; CHITTAGONG
10102	09/12		ASIA	BANGLADESH	CY	0	0	0	0	0 CYCLONE; W. SUNDARBANS
10105	09/10/15		ASIA	BANGLADESH	CY	172	0	0	0	0 BAKERGANJ
11103	11/04		ASIA	BANGLADESH	CY	0	0	0	0	0 STORM; TEKNAF
19102	18		ASIA	BANGLADESH	EP	393,000	0	0	0	0 INFLUENZA; NATIONWIDE
20103	19/09/23		ASIA	BANGLADESH	CY	0	0	0	0	0 BAKERGANJ; ENORMOUS DESTRUCTION
22103	22/04/19		ASIA	BANGLADESH	CY	0	0	0	0	0 TEKNAF
23103	23/05/07		ASIA	BANGLADESH	CY	6	0	25,000	0	0 COX'S BAZAR/CHITTAGONG; MORE SEVERE IN BURMA
26102	26/05/19		ASIA	BANGLADESH	CY	0	0	0	0	0 COX'S BAZAR
37104	37/10/11		ASIA	BANGLADESH	CY	0	0	0	0	0 NOAKHALI; MANY HOUSES DESTROYED
41103	41/05/21		ASIA	BANGLADESH	CY	5,000	0	0	0	0 STORM SURGE; BHOLA/E. MEGHNA ESTUARY
43103	42/10		ASIA	BANGLADESH	CY	0	0	0	0	0 CYCLONE; W. SUNDARBANS
43104	43		ASIA	BANGLADESH	FA	1,900,000	0	0	0	0 NATIONWIDE
48107	47/07		ASIA	BANGLADESH	DR	0	0	0	0	0 DROUGHT
48108	47/10/21		ASIA	BANGLADESH	CY	500	0	0	0	0 CYCLONE; COX'S BAZAR/CHITTAGONG
58105	58/05		ASIA	BANGLADESH	CY	0	0	0	0	0 E. MEGHNA ESTUARY
59109	58/10/20		ASIA	BANGLADESH	CY	500	0	0	0	0
60101	60		ASIA	BANGLADESH	FL	10,000	0	0	0	0
61101	60/10/09		ASIA	BANGLADESH	CY	3,000	0	0	0	0 NOAKHALI AND OFF-SHORE ISLANDS
61105	60/10/30		ASIA	BANGLADESH	CY	5,149	200,000	200,000	0	0 CHITTAGONG AREA AND OFF-SHORE ISLANDS; ESTIMATES OF NUMBER DEAD FROM THIS AND PRECEDING STORM RANGED TO 20,000
61106	61/05/09		ASIA	BANGLADESH	CY	11,000	0	0	11,900	0 MEGNA ESTUARY; ACCORDING TO SOME SOURCES, THE DEATH TOLL FROM TWO STORMS IN 5/61 WAS OVER 11,000
61109	61/05/30		ASIA	BANGLADESH	CY	0	0	0	0	0 CHITTAGONG; HIGH WINDS AND STORM SURGE
63102	63/05/28		ASIA	BANGLADESH	CY	11,500	1,000,000	0	46,500	0 CHITTAGONG; AND NOAKHALI; ESTIMATES OF NUMBER DEAD RANGED TO 22,000
64018	64/04/12	64/04/13	ASIA	BANGLADESH	CY	300	800	0	250	0 JESSORE DIST.
65001	64/07	64/07/01	ASIA	BANGLADESH	FL	0	1,000,000	1,000,000	5,000	0 RANGPUR & COMILLA
65041	65/05/11	65/05/11	ASIA	BANGLADESH	CY	36,000	10,000,000	5,000,000	57,700	0 BARISAL DISTRICT; 600,000 INJ.
66020	65/12/15	65/12/15	ASIA	BANGLADESH	CY	874	60,000	0	0	0 CHITTAGONG TO TEKNAF
67010	66/06	66/08/01	ASIA	BANGLADESH	FL	39	500,000	500,000	1,000	0 SYLHET
67021	66/10/01	66/10/01	ASIA	BANGLADESH	CY	850	1,500,000	300,000	22,400	0 CHITTAGONG, SANDWIP
67116	67/05/02		ASIA	BANGLADESH	CY	50	0	0	0	0 DACCA; 200 INJ.; POSSIBLY A TORNADO
68123	67/10		ASIA	BANGLADESH	CY	41	0	0	0	0 S., NEAR COX'S BAZAR
68128	68/04/11		ASIA	BANGLADESH	CY	118	15,093	0	1,500	0 MADARIPUR, FARIDPUR; 1,045 INJ.
69013	68/07	68/10/01	ASIA	BANGLADESH	FL	221	14,910,892	878,724	199,400	0 2 FLOODS: NATIONWIDE (07/00); 5 NORTHERN DISTRICTS (10/00). TOTAL 100,000 INJ.
69029	69/04/14	69/04/29	ASIA	BANGLADESH	CY	849	160,000	23,943	8,329	0 CYCLONE/TORNADO; DACCA & COMILLA; 15,530 INJ.
70112	70/04/13		ASIA	BANGLADESH	ST	17	110	0	0	0
71005	70/07	70/08/07	ASIA	BANGLADESH	FL	0	10,000,000	1,000,000	25,000	0 THROUGHOUT
71022	70/11/12	70/11/17	ASIA	BANGLADESH	CY	300,000	3,648,000	0	86,400	0 KHULNA/CHITTAGONG; ONE OF THE GREATEST NATURAL DISASTERS IN RECORDED HISTORY
71050	71/03/25	71/06/16	ASIA	BANGLADESH	CS	200,000	17,000,000	0	1,400,000	0 NATIONWIDE
71122	70/10/23		ASIA	BANGLADESH	ST	300	0	0	0	0 BAY OF BENGAL DIST.; DEPRESSION; HEAVY DAMAGE TO HOUSES, CROPS, TELECOMMUNICATIONS
71126	71/05/08		ASIA	BANGLADESH	CY	163	0	0	0	0 COASTAL AREAS
72107	72/04/02		ASIA	BANGLADESH	ST	200	25,000	25,000	0	0 TORNADO; MYMENSINGH
72110	72/06/25		ASIA	BANGLADESH	FL	50	0	0	0	0 SYLHET



DISNO	STR DT	DECL DT	REG	COUNTRY	TY	KILLED	AFFECTED	HOMELESS	K\$ DAMAGE	COMMENTS
85116	84/11		ASIA	BANGLADESH	AC	100	0	0	0	KIRTONKHOLA R. NEAR BARISAL; BOAT CAPSIZED
85150	85/03		ASIA	BANGLADESH	EP	400	0	0	0	INTESTINAL DISEASES EPIDEMIC
85154	85/03/23		ASIA	BANGLADESH	AC	300	0	0	0	NEAR DHAKA; TWO FERRY BOATS CAPSIZED DURING STORM
85155	85/03/28		ASIA	BANGLADESH	ST	50	18,000	0	0	PABNA DIST.; CYCLONIC STORM/STRONG WINDS/HAIL; THOUSANDS INJ.; 90% OF HOUSES DESTROYED IN SIX VILLAGES
85174	85/07		ASIA	BANGLADESH	FL	27	0	0	0	NORTHWEST/RANGPUR DIST.; HEAVY RAINS; SOME 100,000 ACRES FLOODED AND 10,000 DWELLINGS DAMAGED; AT LEAST 27 DEATHS BY AUGUST
85202	85/09/10		ASIA	BANGLADESH	AC	100	0	0	0	SOME 100 BANGLADESH BOAT CREW MEN FEARED DROWNED AFTER REPORTEDLY BEING THROWN OVERBOARD BY THAI FISHERMEN
86108	85/10/05		ASIA	BANGLADESH	AC	100	0	0	0	KARNAPHULI R.; FERRY SANK; 100 FEARED DEAD
86111	85/10/16		ASIA	BANGLADESH	ST	71	0	0	0	DHAKA UNIV. DORM COLLAPSED ON 500 STUDENTS; ESTIMATES UP TO 100 DEAD & 300 INJ.; THOUSANDS EVACUATED FROM OFFSHORE ISLANDS & COASTAL DIST.
86116	85/11		ASIA	BANGLADESH	EP	500	0	0	0	DIARRHEAL ILLNESS
86136	86/02/16		ASIA	BANGLADESH	AC	200	0	0	0	KHULNA; MOTOR LAUNCH COLLIDED WITH ANOTHER AND SANK
86151	86/04/04		ASIA	BANGLADESH	ST	100	0	0	0	MYMENSINGH, BRAHMANBARIA, & NETROKONA; HAILSTONES DAMAGED HUNDREDS OF MUD HOMES; 3,000 INJ.
86154	86/04/20		ASIA	BANGLADESH	AC	150	0	0	0	NEAR MUNSHIGANJ; DOUBLE-DECKER FERRY WITH 1,000 PEOPLE ON BOARD CAPSIZED IN STORM; 250 MISSING
86155	86/04/20		ASIA	BANGLADESH	FI	32	20,000	20,000	0	NEAR DHAKA; REFUGEE CAMP FOR PAKISTANIS AWAITING REPATRIATION
86161	86/05/18		ASIA	BANGLADESH	AC	600	0	0	0	MEGHNA R. IN BARISAL DIST.; FERRY WITH 1,500 PEOPLE ON, BOARD CAPSIZED IN STORM
86182	86/08		ASIA	BANGLADESH	EP	165	52,000	0	0	NORTHEASTERN REGIONS, WATER-BORNE DISEASES
86185	86/08/02		ASIA	BANGLADESH	FL	4	100,000	0	0	RAJSHAHI DIST.; MONSOON RAINS
86201	86/09/26		ASIA	BANGLADESH	ST	40	2,600,000	100,000	0	5 SOUTHWEST DIST.; TROPICAL STORM; (UNDR0 REPORTED 3.4 MILLION AFFECTED)
87047	87/07/22	87/08/18	ASIA	BANGLADESH	FL	2,055	29,700,000	0	330,000	50 OF COUNTRY'S 68 DISTRICTS; HEAVY RAINS CAUSED FLOODING ALONG MOST RIVER BASINS; SEVERE DAMAGE TO CROPS, PROPERTY, AND INFRASTRUCTURE; 34,162 CATTLE KILLED
87108	86/11/09		ASIA	BANGLADESH	CY	25	0	0	0	SOUTHWEST BANGLADESH; LOCALIZED FLOODING; 100 INJ.
87153	87/06/04		ASIA	BANGLADESH	CY	12	0	0	0	COASTAL AREAS; CYCLONIC DEPRESSION AND STORM SURGE; 12 FEARED DEAD IN BOAT CAPSIZE
88049	88/08	88/09/01	ASIA	BANGLADESH	FL	2,379	45,000,000	28,000,000	2,137,000	53 OF 64 DIST., INCLUDING DHAKA; WORST FLOODS IN CENTURY CAUSED WIDESPREAD DAMAGE TO HOMES, CROPS, INFRASTRUCTURE; GOVT. FIG. FOR RECOVERY COSTS
88114	87/10/26		ASIA	BANGLADESH	AC	110	0	0	0	DOUBLE-DECKER FERRY CARRYING 450 PASSENGERS SANK IN GANGES RIVER
88118	87/11		ASIA	BANGLADESH	EP	100	1,000	0	0	DHAMRAI; DIARRHEA AND OTHER EPIDEMICS
88127	87/11/28		ASIA	BANGLADESH	AC	100	0	0	0	OVERCROWDED FERRY CAPSIZED OFF COAST OF BANGLADESH
88131	87/12		ASIA	BANGLADESH	EP	100	0	0	0	CHITTAGONG/COX'S BAZAR; EPIDEMIC OF DISEASE CAUSING RENAL FAILURE; HUNDREDS AFFECTED
88151	88/01/04		ASIA	BANGLADESH	AC	11	0	0	0	JUMNA R.; FERRY AND BARGE COLLISION; 150 MISSING AND FEARED DROWNED
88159	88/02/06		ASIA	BANGLADESH	EQ	2	0	0	0	SYHLET; QUAKE JOLTED MUCH OF COUNTRY; OVER 100 INJ.
88193	88/06/13		ASIA	BANGLADESH	AC	100	0	0	0	CHITTAGONG/MARAYNGANJ/PABNA DIST.; FERRY AND BOAT SINKINGS IN FLOOD-SWOLLEN CANALS

OFFICE OF U.S. FOREIGN DISASTER ASSISTANCE  
DISASTER HISTORY REPORT  
Country: BANGLADESH

DISNO	STR DT	DECL DT	REG	COUNTRY	TY	KILLED	AFFECTED	HOMELESS	K\$ DAMAGE	COMMENTS
88194	88/06/13		ASIA	BANGLADESH	ST	5	5,000	5,000		0 KUSHIA DIST.; POWERFUL WINDS FLATTENED 2,000 HOMES, UPROOTED TREES & UTILITY POLES; 200 INJ.
89037	89/04/26	89/05/01	ASIA	BANGLADESH	ST	800	100,000	100,000		0 MANIKGANJ, DHAKA, & TANGAIL DIST.; TORNADOES; HOUSES FLATTENED; CROPS & PROPERTY DAMAGED; SMALL BOATS CAPSIZED; 2,000 INJ.
89108	88/10/19		ASIA	BANGLADESH	CY	31	0	0		0 PATUAKHALI, COXS BAZAR; CYCLONIC STORM CAPSIZED FISHING TRAWLERS; 1,200 FISHERMEN MISSING
89111	88/10/26		ASIA	BANGLADESH	AC	200	0	0		0 SOUTHERN BANGLADESH; OVERCROWDED FERRY SANK IN ESTUARY OF MEGHNA R.; AT LEAST 200 FEARED DROWNED
89116	88/11/29		ASIA	BANGLADESH	CY	1,000	8,568,860	2,000,000		0 HIGH WINDS & RAINS LASHED COASTAL DIST.; STORM SURGE INUNDATED OUTLYING ISLANDS; DAMAGE TO HOUSES, POWER/PHONE LINES, FISHING CRAFT, & AGRIC.; THOUSANDS MISSING
89122	88/12/27		ASIA	BANGLADESH	AC	11	0	0		0 MUNSHIGANJ; RIVER FERRY RAMMED BY CARGO SHIP SANK IN DHALESWARI; 250 MISSING
89125	89/01		ASIA	BANGLADESH	CW	70	0	0		0 COLDEST WEATHER IN 20 YEARS TOOK AT LEAST 70 LIVES
89127	89/01/15		ASIA	BANGLADESH	AC	135	0	0		0 MAIZDI KHAN; EXPRESS TRAIN CARRYING MUSLIM PILGRIMS TO FESTIVAL COLLIDED WITH MAIL TRAIN; 1,000 INJ.
89140	89/03/03		ASIA	BANGLADESH	AC	35	0	0		0 SOUTHERN BANGLADESH; FERRY CAPSIZED; AT LEAST 35 KILLED AND 70 MISSING
89146	89/04		ASIA	BANGLADESH	DR	0	5,000,000	0		0 NORTHWEST; UNUSUALLY LOW RAINFALL LEFT LARGE POPULATION WITHOUT ADEQUATE FOOD AND PREVENTED PLANTING
89167	89/05/26		ASIA	BANGLADESH	CY	15	0	0		0 MANIKGANJ, TANGAIL; HUNDREDS OF HUTS TORN DOWN BY WINDS; 2,000 INJ.
89182	89/08		ASIA	BANGLADESH	FL	180	200,000	0		0 10 DIST. IN NORTHEAST; MONSOON RAINS TRIGGERED FLOODS; SEVERAL DEATHS IN BOATING ACCIDENTS
90113	89/12		ASIA	BANGLADESH	CW	100	0	0		0 N. BANGLADESH; RARE COLD WAVE KILLED AT LEAST 100, MANY OF THEM HOMELESS
90122	90/01/14		ASIA	BANGLADESH	AC	100	0	0		0 MUSHIGANJ/DHALESWARI R.; FERRY CAPSIZED
90132	90/03		ASIA	BANGLADESH	FL	166	10,000	0		0 NORTHEASTERN BANGLADESH; PRE-MONSOON FLOODS MAROONED 10,000 PEOPLE AND INUNDATED CROPS; 1,600 INJ.
90134	90/04		ASIA	BANGLADESH	ST	4	0	0		0 SOUTHEAST; TORNADO AND HAIL FLATTENED HOUSES AND DESTROYED CROPS; 200 INJ.
90156	90/07		ASIA	BANGLADESH	FL	65	2,000,000	0		0 13 OF COUNTRY'S 54 DIST. AFFECTED AS MAJOR RIVERS BURST THEIR BANKS IN MONSOON FLOODING
91040	91/04/30	91/04/30	ASIA	BANGLADESH	CY	138,866	9,800,000	0	500,000	0 CHITTAGONG, COXS BAZAR, & OFFSHORE ISLANDS; STRONG WINDS & STORM SURGE OF OVER 6M (20 FT.) CAUSED MASSIVE LOSS OF LIFE & DESTRUCTION; EST. OF DAMAGE TO \$1.5 BIL
91104	90/10/08		ASIA	BANGLADESH	CY	0	0	0		0 CHITTAGONG & OFFSHORE ISLANDS; UP TO 5,000 FISHERMEN MISSING & THOUSANDS HOMELESS IN STORM SURGES
91120	90/12/27		ASIA	BANGLADESH	FI	55	0	0		0 DHAKA; FIRE IN GARMENT FACTORY; 100 INJ.
91139	91/05/08		ASIA	BANGLADESH	ST	8	0	0		0 GHORASAL, NEAR DHAKA; SERIES OF TORNADOES; AT LEAST 8 KILLED & 100 INJ.
91142	91/06/02		ASIA	BANGLADESH	CY	200	0	0		0 STORM-DRIVEN WAVES BATTERED COAST; 200 MISSING & BELIEVED DEAD WHEN 20 FISHING VESSELS SANK IN MEGHNA R.; ONE OF SERIES OF STORMS AFTER APRIL CYCLONE DISASTER
** Totals						3,085,714	252,902,587	42,088,667	5,561,579	136 record(s).

OFFICE OF U.S. FOREIGN DISASTER ASSISTANCE  
DISASTER HISTORY REPORT  
Country: BARBADOS

DISNO	STR DT	DECL DT	REG	COUNTRY	TY	KILLED	AFFECTED	HOMELESS	K\$ DAMAGE	COMMENTS
56110	55/09/22		CARB	BARBADOS	HU	57	0	0	0	HURRICANE JANET
71014	70/10/02	70/10	CARB	BARBADOS	FL	3	200	200	500	ENTIRE ISLAND; 10 INJ.
90147	90/05/24		CARB	BARBADOS	FI	0	0	0	15,000	BRIDGETOWN; BLAZE DESTROYED CITY BLOCK AND SEVERAL BUSINESS ESTABLISHMENTS; DAMAGE FIG. TENTATIVE
** Totals						60	200	200	15,500	3 record(s).



OFFICE OF U.S. FOREIGN DISASTER ASSISTANCE  
DISASTER HISTORY REPORT  
Country: BELGIUM

DISNO	STR DT	DECL DT	REG	COUNTRY	TY	KILLED	AFFECTED	HOMELESS	K\$ DAMAGE	COMMENTS
31107	30/12/02		EUR	BELGIUM	ST	60	0	0	0	FOG; MEUSE VALLEY
67109	67/05/22		EUR	BELGIUM	FI	322	0	0	20,000	BRUSSELS
84116	83/11/08		EUR	BELGIUM	EQ	2	1,000	0	50,000	LIEGE
87133	87/03/06		EUR	BELGIUM	AC	182	0	0	0	ZEEBRUGGE; BRITISH FERRY, HERALD OF FREE ENTERPRISE, CAPSIZED; CONFIRMED DEAD AS OF 4/27
** Totals						566	1,000	0	70,000	4 record(s).